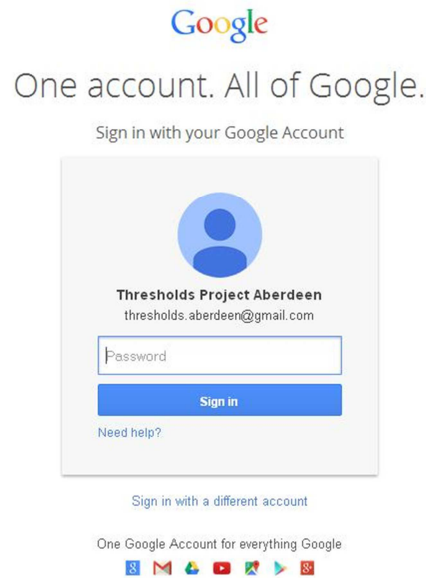
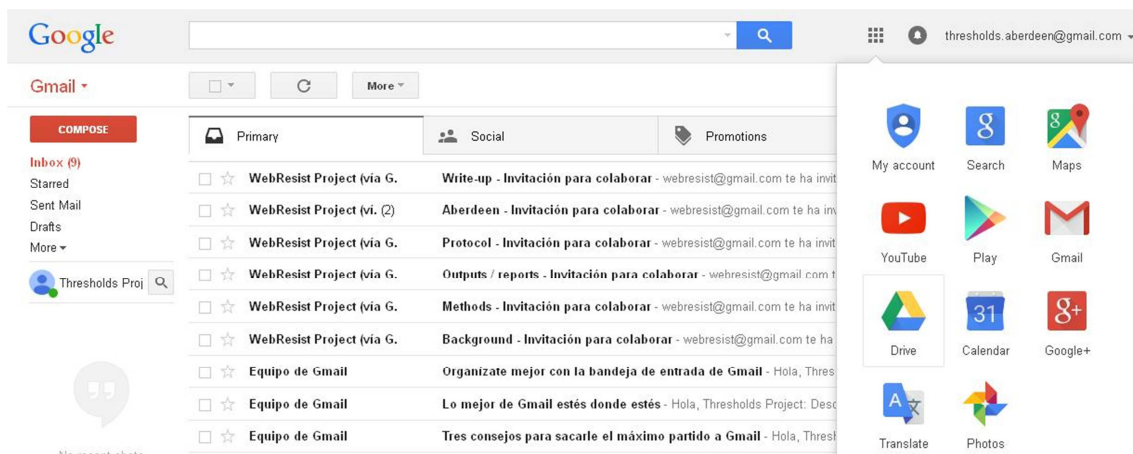


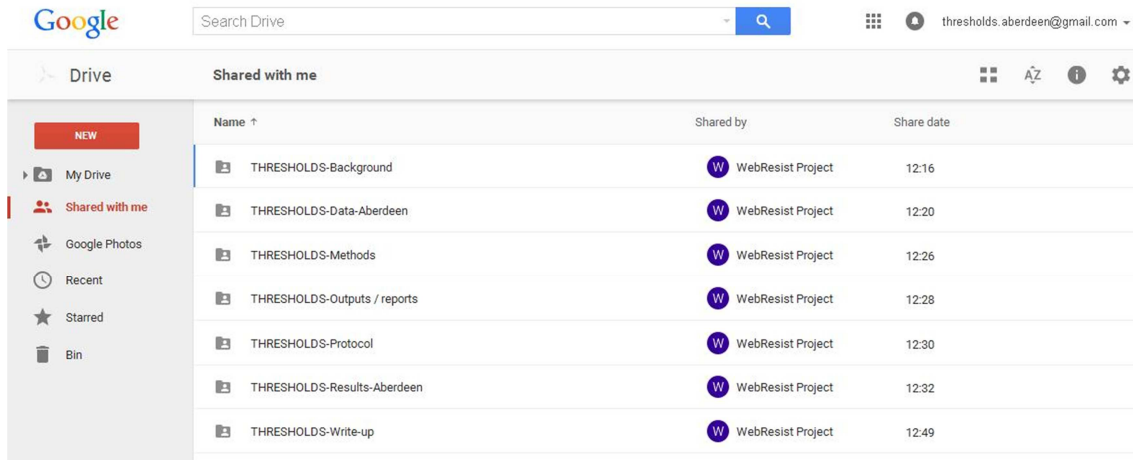
- 1) To get access to the THRESHOLDS study data server, you will have to enter to your Google account (gmail, drive, etc), or in case you are already logged in, you will be automatically redirected to the THRESHOLDS data server from the link [Access to study server](#) (step 3)



- 2) Once you are logged in, click on Google Apps icon (right top on the screen) and then select DRIVE icon:



- 3) On the left menu, click on **Shared with me** and then you will get access to all shared resources (folders and/or files)



- 4) Now you can get access to files and you can open, edit, download them doing right click on the resource or you can also move (upload/download) files just dropping them into/from the navigator window.

